

Getting the most from GrazonPro – top tips:

- Read the label before use
- Only apply this product if you have PA1 and PA6 certificates or similar qualifications (see Key Points)
- Ensure that your Knapsack Sprayer is serviceable and calibrated prior to use
- Wear suitable PPE at all times during the preparation, spraying and cleaning process
- For optimum results spray weeds whilst actively growing and before they flower, or top them first and spray regrowth after 2-3 weeks
- If weeds are too tall or too dense, 'shadowing' can occur so, again, top them first and spray regrowth after 2-3 weeks
- Not all weeds will be at the best growth stage for spraying at the time of application, so a follow-up treatment may be necessary
- Spray weed leaves until thoroughly wet but avoid run-off
- Following STRIPE Guidance it may be possible to reduce the restriction of 5m to 1m from the top of the bank of a flowing or static water body
- Always direct spray away from water
- Use appropriate warning signs if spraying in an area known to be used by other people and pets
- Other people and pets should keep out of treated areas until the spray has dried on treated foliage
- Re-seed bare patches after weeds have died to avoid encroachment by new weeds.

*Ragwort label guidance

Where ragwort is present users should consult the Code of Practice on How to Prevent the Spread of Ragwort. Ragwort plants sprayed with this herbicide are more palatable and contain higher levels of toxins. Animals should be excluded from treated areas until any ragwort has completely recovered or died and there is no visible sign of the dead weed. Do not include treated ragwort in hay or silage crops.

Use plant protection products safely. Always read the label and product information before use. Pay attention to the risk indications and follow the safety precautions on the label. Triple rinse containers and invert to dry at time of use.



For use ONLY with a knapsack or hand-held lance 

GrazonPro is ideal for spot treatment of a wide range of difficult to control weeds.

Use on small patches, isolated weeds, on steep ground or under fence lines. It controls docks, thistles, nettles, brambles, gorse and broom.

See product label for full details.



To download the Corteva Grassland App, visit your device App Store and search for "Corteva Grassland". You need to register the app on each individual device. The desktop version for Ireland is available at: <https://grassland.farming.co.uk/#/mainMenu>



For grassland advice call Whelehan Crop Protection on: 01 4688900 or visit: www.corteva.ie/grassland or email: cropprotection@tpwhelehan.ie

About Corteva Agriscience™

- A global leader in seed and crop protection created from the former agricultural businesses of Dow AgroSciences, DuPont and Pioneer
- A strong portfolio comprising grassland & maize crop protection, silage inoculants and maize seed
- Corteva's significant investment in innovative science to find and develop new solutions is helping livestock farmers achieve their grassland and forage crop potential

Authorisation Holder: Corteva Agriscience, CPC2 Capital Park, Fulbourn, Cambridge CB21 5XE. Tel: 01462 457272.

Marketing Company: Whelehan Crop Protection, Suite 11/12 Bunkilla Plaza, Bracetown Business Park, Clonee, Co. Meath, Ireland. Tel: 01 4688900 Email: cropprotection@tpwhelehan.ie

®, ™ Trademarks of Corteva Agriscience and its affiliated companies.
© 2021 Corteva. Supercedes all previous versions of this leaflet.

Grazon®Pro contains clopyralid and triclopyr.

Grazon® PRO

HERBICIDE

Spot treatment for docks, nettles and thistles.



grow great
grass


 **CORTEVA™**
agriscience

Grazon® PRO

HERBICIDE

For use ONLY with a knapsack or hand-held lance






The ideal spot treatment solution for a wide range of difficult to control weeds where safety to grass is important.

Use GrazonPro because it is:

- Approved for Knapsack Sprayer use in established grassland
- Fast-acting and controls a wide range of broad-leaved and 'woody' weeds – see "weeds controlled by GrazonPro"
- Offers excellent grass safety
- Rainfast in 2 hours
- Needs only 7-day post-treatment stock exclusion interval*
- Economic to use;
 - low dose rate of just 60ml per 10L water
 - 16 fills of a 10L Knapsack Sprayer from a single 1L pack
 - it comes with a FREE measuring beaker.

Key points:

Product	GrazonPro
Active ingredients	240g/l triclopyr + 60g/l clopyralid
'For Professional Use'	GrazonPro is For Professional Use.
Weeds controlled	   <p>Docks Nettles Thistles</p>
Application rate	60ml GrazonPro per 10 litres water
Application method	Knapsack Sprayer or other hand-held lance
Treatment timing	Between 1st March and 31st October
Weed size	<p>Broadleaved dock and Curled dock Rosette stage, 150mm to 250mm across or high</p> <p>Common nettle Actively growing before flowering</p> <p>Creeping thistle and Spear thistle Rosette stage, flowering spike up to 150mm high</p> <p>Bramble, Broom and Gorse Between June and August when actively growing, before the onset of senescence. Foliage must be thoroughly wetted.</p>
Weed health	Weeds must be actively growing; free from disease and insect damage; not suffering from drought, waterlogging or nutrient deficiency
Stock exclusion	Keep livestock out of treated areas for at least 7 days*
Cutting interval (Pre-treatment)	Leave 14 - 21 days to allow sufficient regrowth of both grass and weeds
Cutting interval (Post-treatment)	To allow maximum translocation of GrazonPro to the weed roots, do not cut grass for 28 days
Rainfastness	2 hours when applied in dry conditions to a dry leaf
Clover	GrazonPro will damage clover, but a well-aimed spray onto the target weeds will enable high levels of weed control to be achieved whilst minimizing the effect on the overall clover population

*In the absence of ragwort

Weeds controlled by GrazonPro

Where we have knowledge of how GrazonPro might affect other grassland weeds we have detailed it in the following tables. These are not recommendations; just an indication of what control might be achieved. ▽ indicates information based on anecdotal or limited data, and as such the user bears the risk in respect of failures concerning efficacy and phytotoxicity.

Annual weeds

Bindweed (black)	Fool's parsley	Orache
Bindweed (field)	Forget-me-not	Pale persicaria
Bristly ox-tongue	Fumitory	Poppy
Charlock	Groundsel	Redshank
Chickweed	Hemp-nettle	Scarlet pimpernel
Cleavers	Himalayan balsam	Shepherd's-purse
Corn chamomile	Knotgrass (4TL)	Speedwells
Corn marigold	Mayweeds	Spurrey
Cranesbill	Medick	Wild radish
Dead-nettles	Nettle (small)	Yellow rattle
Fat-hen (2TL)	Nightshade (black)	

Perennial weeds

Bramble	Ground elder	Plantain (greater)
Broom	Ground ivy	Plantain (ribwort)
Burdock	Hawthorn	Ragwort
Buttercups	Hemlock	Rosebay willowherb
Cinquefoil	Hogweed (giant)	Rushes
Clover, trefoil	Horsetail (<i>Equisetum</i>)	Self-heal
Coltsfoot	Japanese knotweed	Silverweed
Cow parsley	Knapweed (common)	Sorrel (common)
Daisy (common)	Lesser celandine	Thistles
Daisy (ox-eye)	Mallow	Vetch, tare
Dandelion	Mugwort	Yarrow
Docks	Nettle (common)	Yellow/Flag Iris
Gorse	Old man's beard	

Weed control key	No control
Good control	No information
Moderate control	Anecdotal or limited information
Some control	TL = true leaves